



ಬೃಹತ್ ಬೆಂಗಳೂರು ಮಹಾನಗರ ಪಾಲಿಕೆ
Bruhat Bengaluru Mahanagara Palike



BBMP COVID-19 WAR ROOM 26.08.2022

BBMP / COVID-19 WAR ROOM / BULLETIN – 886 /26.08.2022 / #BBMPfightsCOVID19



OVERVIEW OF COVID-19 IN BENGALURU

CASE TRENDS ACTIVE CASES **5,186**

<u>Confirmed Cases</u>	<u>Recovered Cases</u>	<u>Death Cases</u>
668 18,62,146 #	1,418 18,39,978 #	0 16,982 #

HOSPITALIZATION **48**

<u>ICU – V</u>	<u>ICU</u>	<u>HDU</u>	<u>General</u>
1	12	1	34

INCLUDES GOVT. QUOTA AND PRIVATE WALK-IN HOSPITALIZATION

VACCINATION **5,027** 2,04,60,796 #

<u>First Dose</u>	<u>Second Dose</u>	<u>Precaution Dose</u>
206 96,69,440 #	681 94,51,536 #	4,140 12,20,655 #

TRIAGING

MTU
17

ACTIVE CLUSTERS

9

Budding Clusters (<5 Cases)

9

Clusters (> 5 cases)

0

TESTING **15,322** 3,14,38,806 #

<u>Positivity : 5.18%</u>	<u>RAT</u>	<u>RTPCR</u>
<small>*FOR LAST 7 DAYS</small>	2,952	12,370

Tele Triage

650

: indicates cumulative numbers till date



ABSTRACT OF COVID-19 SCENARIO IN BENGALURU

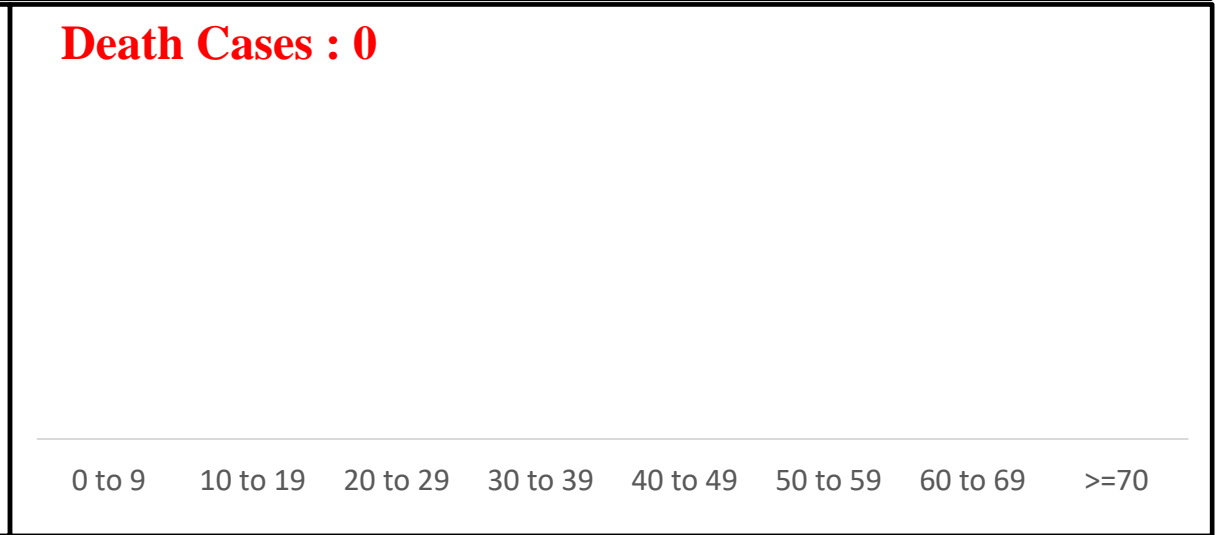
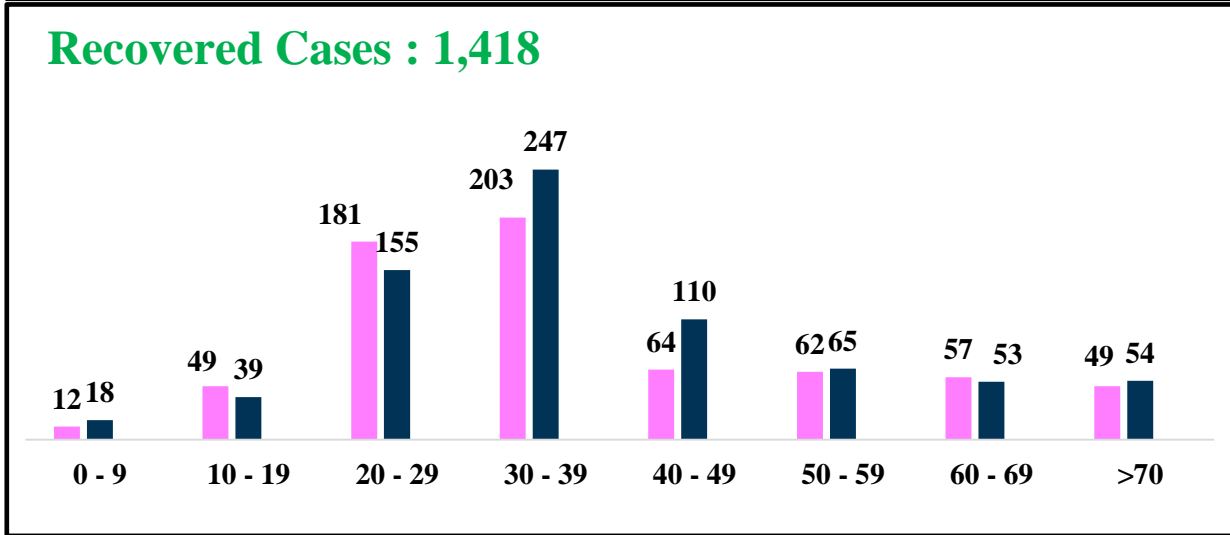
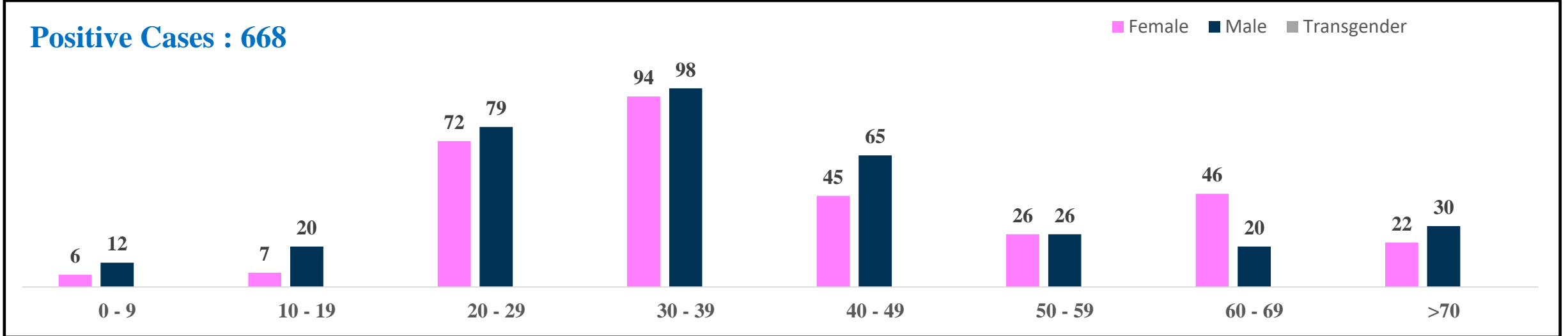


	MALE			FEMALE			TRANSGENDER			TOTAL		
	Last 24 Hours	Last 7 Days	Cumulative	Last 24 Hours	Last 7 Days	Cumulative	Last 24 Hours	Last 7 Days	Cumulative	Last 24 Hours	Last 7 Days	Cumulative
Positive Cases	350	2,921	10,97,914	318	2,446	7,63,340	0	0	196	668	5,367	18,62,146
Recovered Cases	741	3,839	10,84,061	677	3,330	7,55,824	0	0	186	1,418	7,169	18,39,978
Death Cases	0	0	10,754	0	1	6,224	0	0	4	0	1	16,982
Total Tests Done	In Last 24 hrs. : 15,322			In last 7 days : 1,03,572			Cumulative : 3,14,38,806					
Vaccine Doses Administered	In Last 24 hrs. : 5,027			In last 7 days : 38,753			Cumulative : 2,04,60,796					
ACTIVE CASES									5,186			

*Covid deaths occurred today : 00 | Covid deaths occurred beyond last 24hrs., reported today : 00

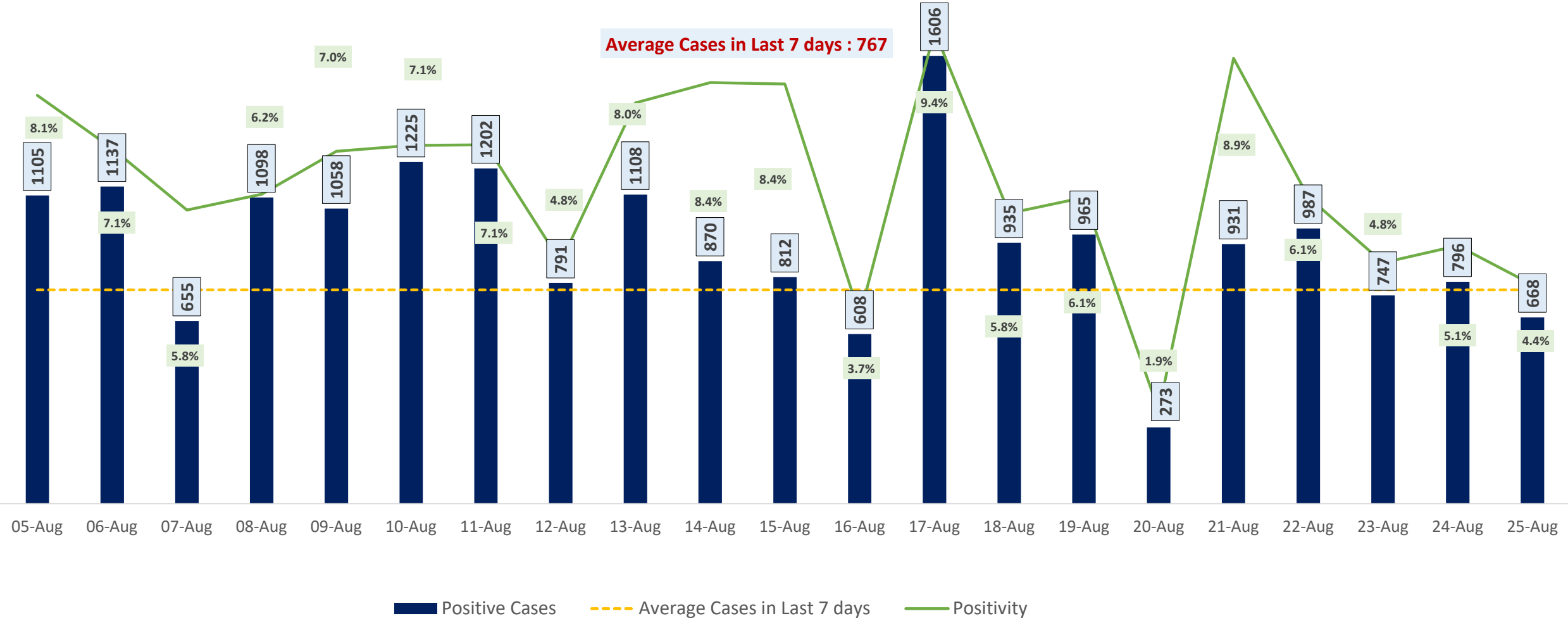


LAST 24 HOURS AGE GROUP AND GENDER WISE DISTRIBUTION





POSITIVITY RATE OF BENGALURU – LAST 21 DAYS

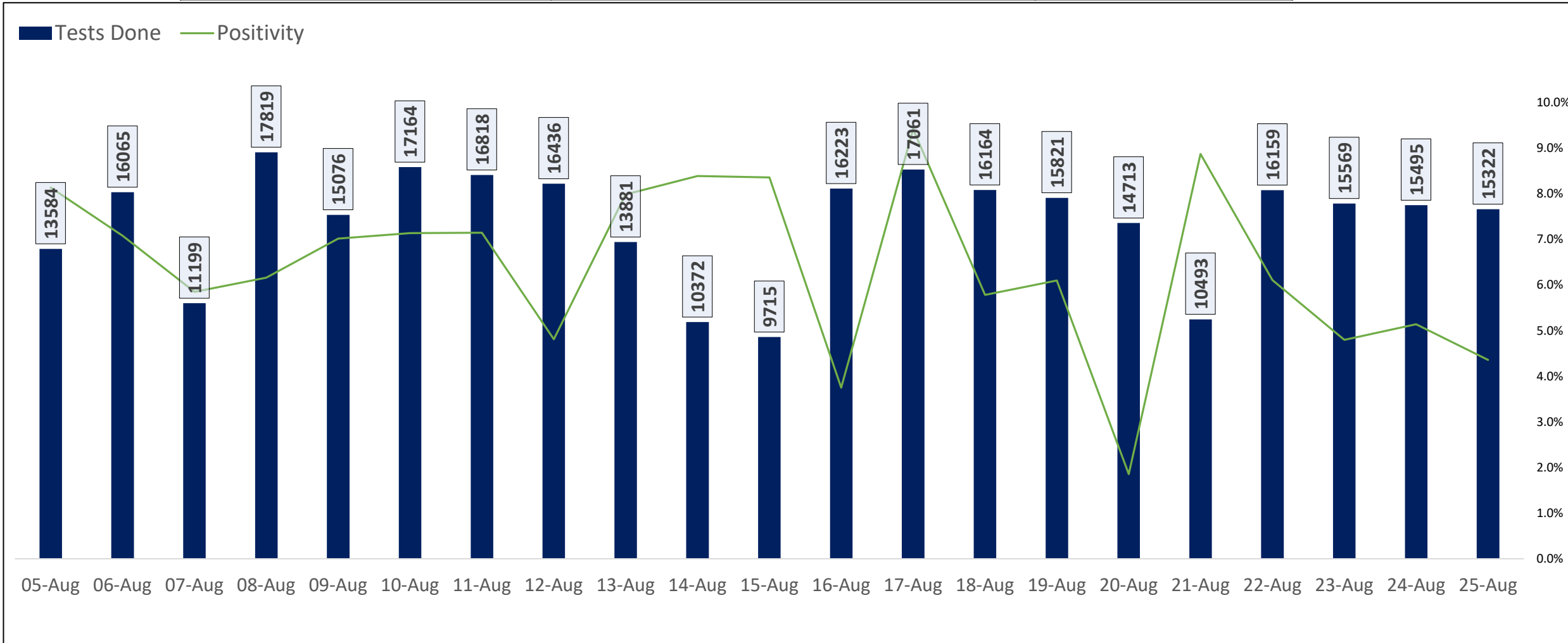




TESTING TRENDS IN BENGALURU

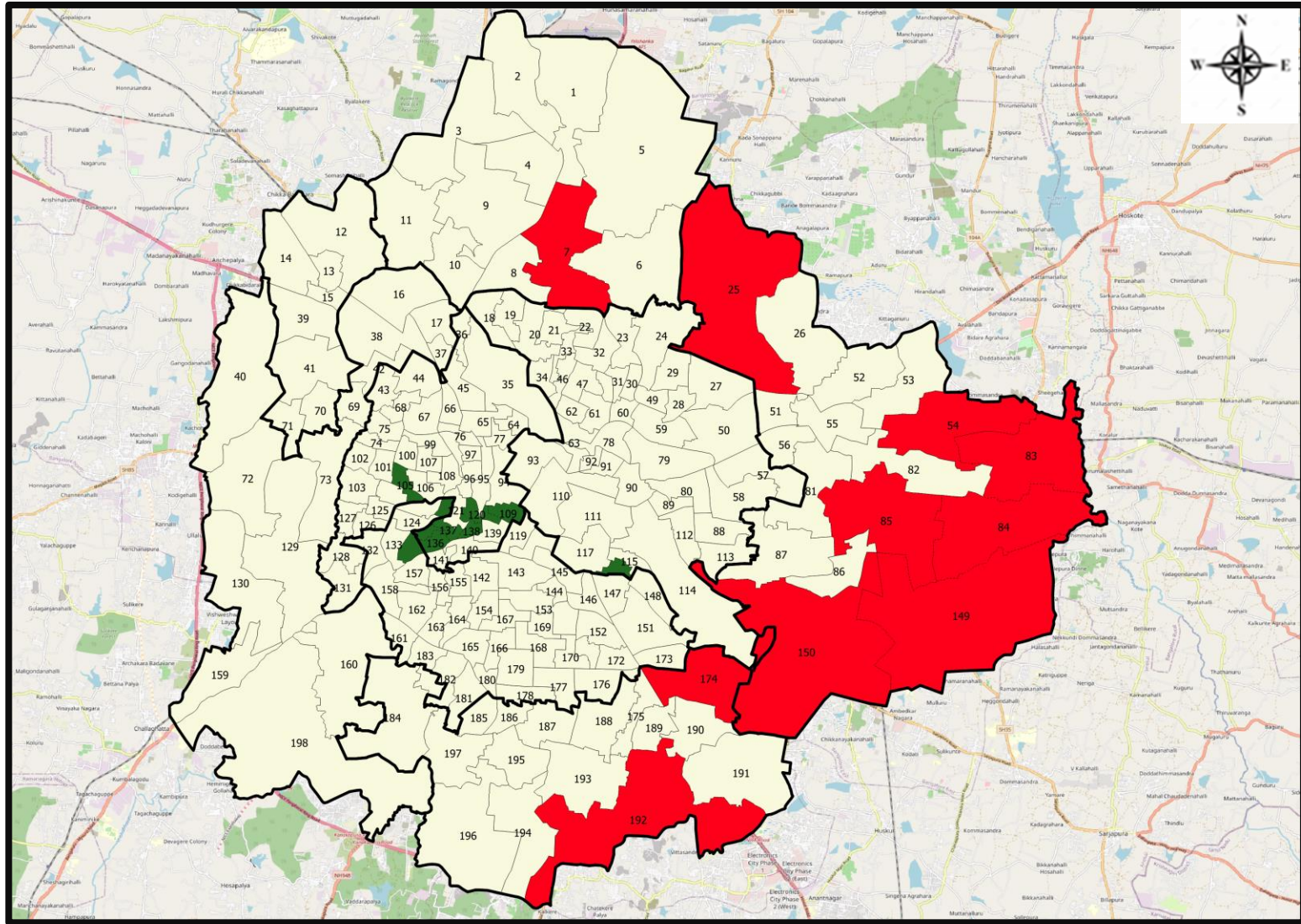


Total Test Conducted Till Date	Test Conducted Last 24 hours	Last 7 Days Average
3,14,38,806	15,322	14,796





BENGALURU URBAN MAP SHOWING TREND OF POSITIVE CASES IN LAST 7 DAYS



Top 10 wards reporting highest number of positive cases in last 7 days

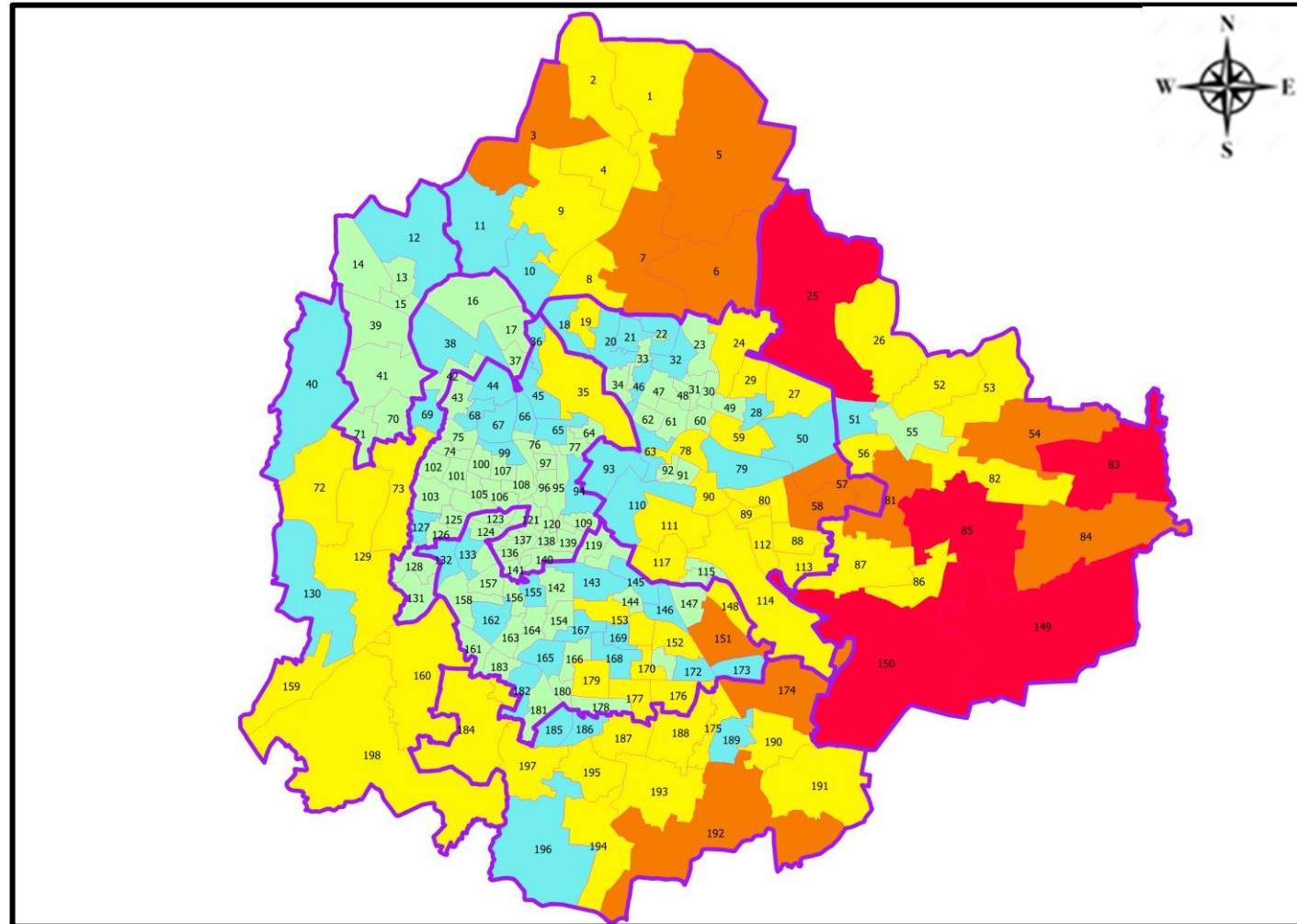
Ward No.	Ward Name	Daily Cases Average
150	Bellanduru	67
85	Dodda Nekkundi	32
149	Varthuru	25
25	Horamavu	23
83	Kadugodi	23
174	HSR Layout	22
84	Hagadur	19
192	Begur	17
54	Hudi	16
7	Byatarayanapura	16

Top 10 wards reporting least number of positive cases in last 7 days

Ward No.	Ward Name	Daily Cases Average
138	Chalavadipalya	0
137	Rayapura	0
136	Jagajivanram Nagar	0
135	Padarayanapura	0
134	Bapuji Nagar	0
122	Kempapura Agrahara	0
120	Cottonpete	0
116	Nilasandra	0
109	Chickpete	0
105	Agrahara Dasarahalli	0



BENGALURU MAP SHOWING INTENSITY OF POSITIVE CASES IN LAST 7 DAYS



- Level 1 : 0 to 10 Cases
- Level 2 : 10 to 25 Cases
- Level 3 : 25 to 75 Cases
- Level 4 : 75 to 150 Cases
- Level 5 : More than 150 Cases
- Zone Boundaries

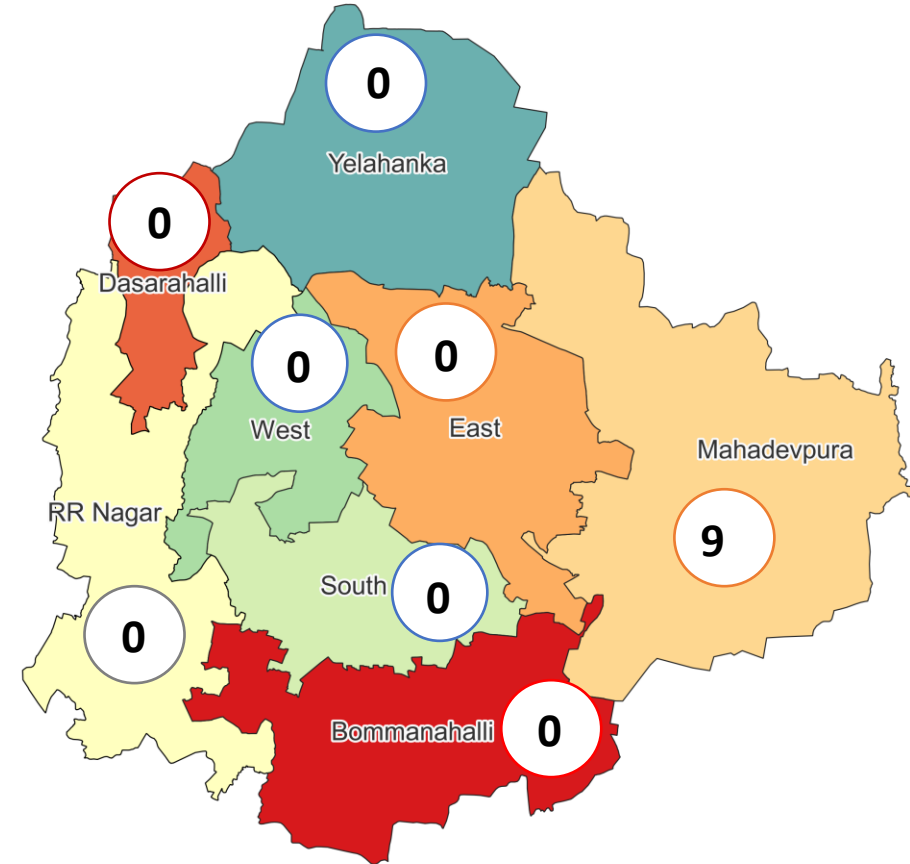


CLUSTER DETAILS



Zone Name	TOTAL CLUSTERS	Budding Clusters	Clusters	Outbreaks
		Less Than 5 Cases	5 To 14 Cases	More Than 14 Cases
BOMMANAHALLI	0 (-)	0 (-)	0 (-)	0 (-)
DASARAHALLI	0 (-)	0 (-)	0 (-)	0 (-)
EAST	0 (-)	0 (-)	0 (-)	0 (-)
MAHADEVPURA	9 (-)	9 (-)	0 (-)	0 (-)
RR NAGAR	0 (-)	0 (-)	0 (-)	0 (-)
SOUTH	0 (-)	0 (-)	0 (-)	0 (-)
WEST	0 (-)	0 (-)	0 (-)	0 (-)
YELAHANKHA	0 (-)	0 (-)	0 (-)	0 (-)
TOTAL	9 (-)	9 (-)	0 (-)	0 (-)

Total Active Clusters



Types of Clusters

Zone Name	Apartments/ Villa	Individual House	Hostels/Quarters	Others	Schools/Colleges
BOMMANAHALLI	0 (-)	0 (-)	0 (-)	0 (-)	0 (-)
DASARAHALLI	0 (-)	0 (-)	0 (-)	0 (-)	0 (-)
EAST	0 (-)	0 (-)	0 (-)	0 (-)	0 (-)
MAHADEVPURA	9 (-)	0 (-)	0 (-)	0 (-)	0 (-)
RR NAGAR	0 (-)	0 (-)	0 (-)	0 (-)	0 (-)
SOUTH	0 (-)	0 (-)	0 (-)	0 (-)	0 (-)
WEST	0 (-)	0 (-)	0 (-)	0 (-)	0 (-)
YELAHANKHA	0 (-)	0 (-)	0 (-)	0 (-)	0 (-)
TOTAL	9 (-)	0 (-)	0 (-)	0 (-)	0 (-)

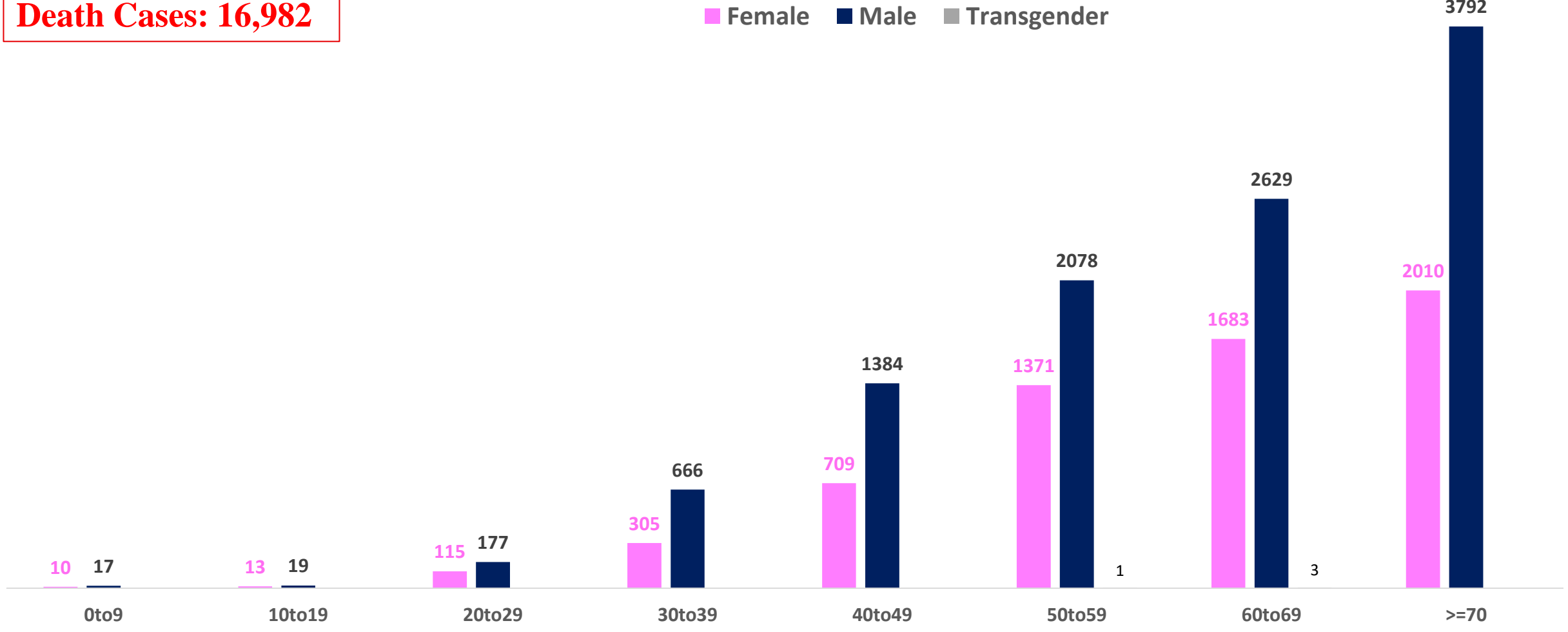
▲▼ : Shows increase and decrease in numbers as compared to previous day



AGE AND GENDER WISE DISTRIBUTION OF DEATH CASES



Death Cases: 16,982





VACCINATION COVERAGE AS ON 25.08.2022



Total Doses Administered

2,04,60,796

▲ 5,027

Total 12-14 years Population : 2.82 Lakhs

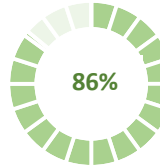
1ST DOSE



2,92,964
Doses administered

▲ 107

2ND DOSE

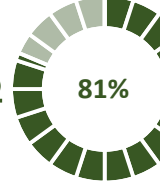


2,42,015
Doses administered

▲ 120

Total 15-18 years Population : 4.42 Lakhs

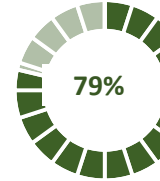
1ST DOSE



3,59,461
Doses administered

▲ 9

2ND DOSE

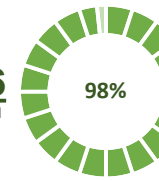


3,47,886
Doses administered

▲ 301

Total adult Population : 91.7 Lakhs

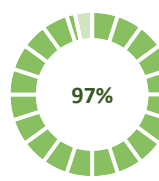
1ST DOSE



90,17,015
Doses administered

▲ 90

2ND DOSE



88,61,635
Doses administered

▲ 275

Priority Group*

Health Care Workers

Dose 1

2,10,386

Doses administered

▲ 0

Dose 2

2,07,104

Doses administered

▲ 1

Frontline Workers

Dose 1

3,81,990

Doses administered

▲ 0

Dose 2

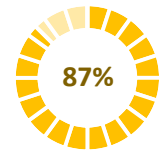
3,73,367

Doses administered

▲ 5

18 - 44 Years Coverage

Dose 1

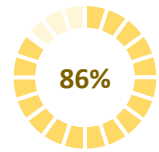


57,48,389

Doses administered

▲ 80

Dose 2



56,42,802

Doses administered

▲ 201

PRECAUTION DOSE



12,20,655

Doses administered

▲ 4,140

PRECAUTION DOSES ADMINISTERED

Health Care Workers

94,917

Booster Doses administered

▲ 57

Front Line Workers

1,36,146

Booster Doses administered

▲ 164

60 + Years Coverage

3,84,776

Booster Doses administered

▲ 199

18 + Years Coverage

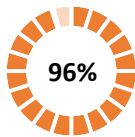
6,04,816

Booster Doses administered

▲ 3,720

45 – 59 Years Coverage

Dose 1

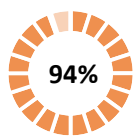


16,95,641

Doses administered

▲ 4

Dose 2



16,73,496

Doses administered

▲ 34

60 + Years Coverage

Dose 1



9,80,609

Doses administered

▲ 6

Dose 2



9,64,866

Doses administered

▲ 34

▲ indicates the increase in last 24 hours



COVID-19 SCENARIO IN BENGALURU AND OTHER METROPOLITIAN CITIES



CITY NAME	Positive Cases	Active Cases	Recovered	Deceased	Vaccine Doses Administered
New Delhi	19,97,054	3,654	19,66,954	26,446	3,64,07,543
Bengaluru*	18,62,146	5,186	18,39,978	16,982	2,35,61,152
Mumbai	11,40,482	5,724	11,15,079	19,679	2,20,12,017
Chennai	7,86,936	2,258	7,75,609	9,069	1,11,48,167

Source : <https://dashboard.cowin.gov.in/> at 4:50pm (26.08.2022)
Source : <https://www.covid19bharat.org/> at 4:50pm(26.08.2022)

*includes BBMP & Bengaluru Urban



SNAPSHOT OF COVID-19 CASES IN BENGALURU URBAN



**Total Wards With
< =10 Cases* :
69**

**Tests Conducted
on 25.08.2022:
15,322**

**Recovery
Rate*:
98.81%**

**Total
Active Cases :
5,186**

**Total Vaccinated
on 25.08.2022:
5,027**

**Positivity
Rate* :
5.18%**

**Active
Rate*:
0.28%**

**Case
Fatality Rate* :
0.02%**





*Total positive cases In the past 7 days

*CFR and positivity is for Past 7 days



ಬೃಹತ್ ಬೆಂಗಳೂರು ಮಹಾನಗರ ಪಾಲಿಕೆ
Bruhat Bengaluru Mahanagara Palike



Download BBMP Bulletin	https://apps.bbmpgov.in/covid19/mediabulletin.php
To register for vaccination :	https://selfregistration.cowin.gov.in/
BBMP COVID19 Dashboard:	https://apps.bbmpgov.in/covid19/
Follow us on:	 www.facebook.com/bbmp.comm1/
	 twitter.com/BBMPCOMM
	  BBMPSplHealth

Issued by:

**Honorable Chief Commissioner, BBMP
Special Commissioner Health & IT, BBMP
MD, Bengaluru Smart City Limited**

THANK YOU !

